
**Sexual Harassment and
Catholic Seminary Culture:
The First Sociological Survey
of Seminarians**



McGRATH INSTITUTE FOR CHURCH LIFE

Sexual Harassment and Catholic Seminary Culture: The First Sociological Survey of Seminarians

UNIVERSITY OF NOTRE DAME,
MCGRATH INSTITUTE FOR CHURCH LIFE

John C. Cavadini, Ph.D.,
McGrath-Cavadini Director, McGrath Institute for Church Life

in collaboration with

CENTER FOR APPLIED RESEARCH IN THE APOSTOLATE

Principal Investigators:

Jonathon L. Wiggins, Ph.D.

Thomas P. Gaunt, SJ, Ph.D.

Mark M. Gray, Ph.D.

ADVISORY BOARD

Kenneth G. Davis, O.F.M., Conv.

*Visiting Professor of Spirituality at Saint Joseph Seminary College &
Prefect of Formation for Our Lady of Consolation Province*

Christian Smith, Ph.D.

William R. Kenan, Jr. Professor of Sociology

Timothy P. O'Malley, Ph.D.

Director of Education, McGrath Institute for Church Life

Colleen Moore, M.Div.

Program Director, McGrath Institute for Church Life

Katherine Angulo V., M.A.

Program Director, McGrath Institute for Church Life

Brian Dean, M.S.M.

Director of Finance and Operations, McGrath Institute for Church Life

Table of Contents

Executive Summary	1
Introduction	4
Interpreting This Report.....	5
Section I: Characteristics of Responding Seminarians	7
Type of Seminarian.....	7
Level of Enrollment	8
Current Residence.....	9
Section II: Atmosphere at Seminaries and Houses of Formation	10
Perceptions of Extent of Sexual Harassment, Abuse and Misconduct at Seminaries.....	10
Talk or Rumors about Sexual Promiscuity	12
Seriousness the Issue Is Taken at Seminaries and Houses of Formation	13
Awareness of Policies and Procedures Concerning Sexual Harassment, Abuse or Misconduct	14
Section III: Personal Experiences of Sexual Harassment, Abuse and Misconduct	16
Personal Experiences of Any Type of Sexual Harassment, Abuse and Misconduct.....	16
Types of Sexual Harassment, Abuse and Misconduct Experienced	20
Number of Times Incidents Occurred.....	25
Status of the Alleged Perpetrators.....	30
Reporting of Incidents to Appropriate Authorities	32
Belief that Authorities Took Their Reporting of an Incident Seriously and Acted upon It.....	36
Section IV: Suggestions for How Catholic Seminaries and Houses of Formation Can Make Seminary Training Safer	40
Appendix: Questionnaire with Response Frequencies	41

Assessing Sexual Harassment, Abuse and Misconduct at U.S. Seminaries

Executive Summary

During summer 2018, the McGrath Institute for Church Life at the University of Notre Dame approached the Center for Applied Research in the Apostolate (CARA) at Georgetown University about conducting a study of sexual harassment, abuse, and misconduct at the Catholic seminaries and houses of formation that form diocesan and religious priests in the United States. *Assessing Sexual Harassment, Abuse, and Misconduct at U.S. Seminaries* was designed by CARA in collaboration with the McGrath Institute during fall 2018. Using the list from CARA’s 2017 Catholic Ministry Formation Directory of seminaries and houses of formation, CARA identified 154 current seminaries or houses of formation. The seminaries and houses of formation were assured that the goal was not to collect information about any particular seminary or house of formation, but to instead seek to know how prevalent of an issue sexual harassment, abuse, and misconduct is at seminaries and houses of formation nationally. Five seminaries and houses of formation reported that they are either no longer seminaries or have no candidates at this time, bringing the number of seminaries or houses of formation down to 149 in total. Some 48% of seminaries or houses of formation (or 72) provided CARA with a list of their seminarians or agreed to forward a generic email to their seminarians with a link to the online survey.¹ Once CARA had the contact information from the rectors, CARA emailed 2,215 seminarians invitations to complete the survey during March to May 2019. In addition, two seminaries forwarded a generic email from CARA with a link to the online survey to all of their seminarians, bringing the total number of seminarians invited to participate up to approximately 2,375. Data collection was completed on June 10, 2019, with 1,544 valid responses. This is a 65% response rate among the approximately 2,375 seminarians contacted.

Major findings can be summarized as follows:

Characteristics of Respondents

- Some 68% of responding seminarians say they are studying to serve as diocesan priests, 28% to serve as religious priests or brothers, and 3% wrote in a response, with most identifying themselves as only “seminarians” or “deacons.”
- More than half of responding seminarians are currently enrolled at the theology level (53%), with 26% enrolled in college seminary/philosophy studies, and 18% in pre-theology.

¹ Some 55 seminaries or houses of formation never acknowledged receipt of the invitation despite multiple attempts to contact them by mail, by phone, or at multiple email addresses. Another 22 seminaries or houses of formation declined to participate or indicated an interest but never responded to multiple attempts to contact them again.

- Seventy percent currently live in a residence hall at their seminary, 23% live with community members of their religious institute, and 5% have other arrangements for where they live.

Extent of the Issue Nationally

- Three in four seminarians (76%) report that sexual harassment, abuse, or misconduct are “not at all a problem” at their current seminary and/or house of formation. Eleven percent indicate it is “a little problem,” 2% that it is “somewhat of a problem,” and 2% that it is “a big problem.” Seven percent are “not sure how much of a problem it is.”
- Some 69% assert that there is “no talk” or rumors at their seminary or house of formation about sexual promiscuity involving seminarians, faculty, administrators, formators, or others living and/or working there. Seventeen percent indicate there is “a little talk,” 7% that there is “some talk,” 2% that there is “a lot of talk,” and 4% that they are “not sure how much talk there is.”
- When asked how seriously do the administration and faculty of their seminary or house of formation take the issues of sexual harassment, abuse, or misconduct, 84% say it is taken “very seriously,” 7% that it is taken “somewhat seriously,” 3% that it is taken “a little seriously,” and 1% that is taken “not seriously at all.” Five percent are not sure how seriously their seminary or house of formation takes the issue.
- Fifty-nine percent are “very aware” of the policies and procedures of their seminary or house of formation concerning sexual harassment, abuse, and misconduct, including who to report such instances to. Twenty-nine percent say they are “somewhat aware,” 7% that they are “a little aware,” and 3% that they are “not at all aware” of them. One percent, on the other hand, report that to their knowledge, their “seminary or house of formation does not have a policy on these issues.”

Personal Experiences of Sexual Harassment, Abuse, and Misconduct

- When asked whether they personally have experienced sexual harassment, abuse or misconduct (with explicit descriptions of the kinds of harassment, abuse or misconduct written out) at their current seminary or house of formation, 88% indicate that they have not experienced it, 6% say they have experienced it, and 4% report that they may have experienced it but are not sure.
- Comparisons to national numbers for college students are difficult due to a lack of studies of students at the graduate level, most college students going to co-educational colleges, most males who are victimized at the national level having female perpetrators, and there not being any agreed-upon standardized measures of sexual harassment. That said, the numbers reported in the current study do not seem as high as those in the other studies.
- Those 10% in the current study saying they have or may have experienced sexual harassment, abuse, or misconduct at their current seminary or house of formation were asked an additional series of questions. As such, two percentages are reported below, the

first one being among the 10% responding (or 162 respondents) to this set of questions and the second one, in parentheses, being the percentage among all seminarian respondents. They report:

- 53% (or 5% of all seminarian respondents) had someone who “posed a troubling physical presence toward [them], such as uncomfortably followed, watched, spied on [them], or inappropriately stared at [them]”
 - 43% (or 4% of all seminarian respondents) had someone who “talked to [them] or tried to get [them] to talk about sexually suggestive or indecent matters”
 - 39% (or 4% of all seminarian respondents) had someone who “tried to or actually touched, kissed, or fondled” them
 - 27% (or 3% of all seminarian respondents) had someone who “persisted in asking [them] to meet (e.g., for dinner, drinks), in what seemed to [them] to be a precursor to sexual activity, after [they] had already said ‘no’ to previous invitations”
 - 20% (or 2% of all seminarian respondents) had someone who asked them “to engage in any kind of sexual relations with them or someone else”
 - 18% (or 2% of all seminarian respondents) had someone who “encouraged [them] to view sexual pictures, videos, stories, or jokes”
 - 5% (or 1% of all seminarian respondents) had someone who “pressured [them] with threats or rewards into having sexual contact”
- Among those 10% saying they have had an incident at their current seminary or house of formation, 26% say that such harassment, abuse, or misconduct happened only once, 27% twice, 31% three to five times, 9% six to nine times, and 7% ten or more times.
 - Those same 10% saying they have had an incident were also asked the status of the person or persons engaged in those behaviors. Eighty percent say it was a fellow seminary student or religious in formation, 20% say it was a seminary authority (faculty, administration, formators, staff, etc.) who engaged in the behavior, and 16% say it was a Church authority *not* directly connected to the seminary (such as someone from their diocese or religious institute).
 - Those studying for a diocese are more likely than those studying for a religious institute to identify a fellow seminary student or religious in formation as the alleged perpetrator. Those studying to be a religious priest or brother, on the other hand, are more likely to identify a seminary authority or a community authority not directly connected to their religious formation.
 - Among those 10% saying they have had an incident, 51% percent did not report their experiences of sexual harassment, abuse or misconduct to the appropriate authorities at the seminary or elsewhere, 32% did report it, and 17% reported some but not all of their experiences of such behaviors.
 - Among those who reported at least some of their experiences to the appropriate authorities, 24% say their report was “completely” taken seriously and was acted upon, 18% say it was taken seriously and acted upon “for the most part,” 12% say it was “somewhat but not adequately” taken seriously and acted upon, 15% say it was “not taken seriously or properly acted upon,” and 15% do not know how seriously it was taken or how it was acted upon.

Assessing Sexual Harassment, Abuse and Misconduct at U.S. Seminaries

Introduction

During summer 2018, the McGrath Institute for Church Life at the University of Notre Dame approached the Center for Applied Research in the Apostolate (CARA) at Georgetown University about conducting a study of sexual harassment, abuse, and misconduct at the Catholic seminaries and houses of formation that form diocesan and religious priests in the United States. *Assessing Sexual Harassment, Abuse, and Misconduct at U.S. Seminaries* was designed by CARA in collaboration with the McGrath Institute during fall 2018. Using the list from CARA's 2017 Catholic Ministry Formation Directory of seminaries and houses of formation, CARA identified 154 current seminaries or houses of formation. The seminaries and houses of formation were assured that the goal was not to collect information about any particular seminary or house of formation, but to instead seek to know how prevalent of an issue sexual harassment, abuse, and misconduct is at seminaries and houses of formation nationally. Five seminaries and houses of formation reported that they are either no longer seminaries or have no candidates at this time, bringing the number of seminaries or houses of formation down to 149 in total. Some 48% of seminaries or houses of formation (or 72) provided CARA with a list of their seminarians or agreed to forward a generic email to their seminarians with a link to the online survey. Once CARA had the contact information from the rectors, CARA emailed 2,215 seminarians invitations to complete the survey during March to May 2019. In addition, two seminaries forwarded a generic email from CARA with a link to the online survey to all of their seminarians, bringing the total number of seminarians invited to participate up to approximately 2,375. Data collection was completed on June 10, 2019, with 1,544 valid responses. This is a 65% response rate among the approximately 2,375 seminarians contacted.

Data Collection and Methods

CARA collects information from active seminaries and houses of formation annually for its Catholic Ministry Formation Directory, which includes statistics about how many seminarians are present at all of the seminaries and houses of formation that serve North American seminarians. The most recent directory available was that from 2017, which contained profiles of 154 seminaries or houses of formation. Using the contact information from that Directory, the McGrath Institute sent a letter to each seminary or house of formation informing them of the study and assuring them that the study's goal was not to collect information about any particular seminary or house of formation, but to instead seek to know how prevalent of an issue sexual harassment, abuse, and misconduct is among seminarians nationally. In addition, the McGrath Institute's Executive Director, Dr. John Cavadini, wrote letters to U.S. bishops, archbishops, cardinals, and major superiors informing them of the study and asking that they either cooperate in the study or that they

grant permission to participate in the study to their seminarians and the seminaries where they send their men in formation.

Upon being contacted, five seminaries and houses of formation reported that they are either no longer seminaries or have no candidates at this time, bringing the total number of seminaries or houses of formation to 149. Among those 149, 55 seminaries or houses of formation (37%) never acknowledged receipt of the invitation to participate despite multiple attempts to contact them via email at multiple addresses or by phone. Another 22 seminaries or houses of formation (15%) declined to participate in the survey or indicated interest but then never responded to multiple attempts to contact them again. Ultimately, 72 seminaries or houses of formation (or 48%) provided CARA with a list of their seminarians or agreed to forward a generic email to their seminarians with a link to the online survey.

Altogether, rectors sent CARA 2,215 names and email addresses to be contacted and invited to participate in the study. Emailed invitations with a link to the online survey and reminder emails were sent from March to May 2019, with some pauses for Holy Week and Easter celebrations and final exam periods. The emails and survey were offered in the English language only. Respondents were promised confidentiality and anonymity. Two seminaries agreed to participate, but not to supply CARA with a list of their seminarians. This brought the total number of seminarians invited to participate up to 2,375. Administrators at those two seminaries forwarded a generic invitation with a link to the online survey to their seminarians. After multiple reminder emails, data collection was completed on June 10, 2019, with 1,544 valid responses. This is a 65% response rate among the 2,375 seminarians contacted.

Interpreting This Report

This report contains the general and subgroup findings for those responding to the online survey. The contents of the online survey can be viewed in the appendix of this report. Readers wishing to compare the difference between the two extreme responses – say “not at all a problem” and “a big problem” – to compare the level of intensity with which opposing opinions are held, can do so in that appendix. It also contains the non-response rate for each question.

In addition to summarizing the responses to most questions for respondents as a whole, the report also compares the responses of those from selected subgroups. The first section of the report describes the characteristics of the respondents as well as the subgroups that are used in the analyses that follow. Throughout the report, the tables and charts that compare differences between and among these various subgroups are presented following the responses for seminarians as a whole.

The margin of error for *differences between subgroups*, such as the differences among those of different generations or those with different levels of involvement, depends on the size of the subgroups being compared. Unless otherwise noted, all subgroup differences described in the tables and graphs of this report are statistically significant: that is, they pass standard tests of statistical inference and can be considered to be “real” differences. In some instances, differences between or among subgroups that are not statistically significant are also noted. These differences should be

treated as merely suggestive of real differences that may exist between the subgroups under consideration.

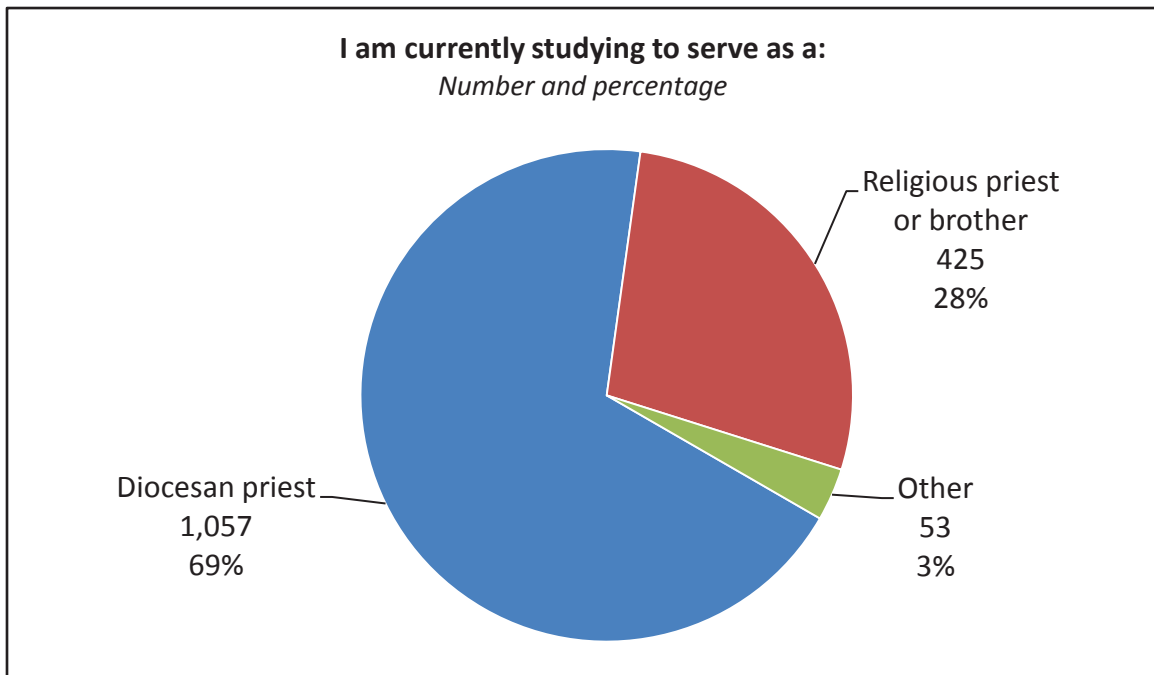
In addition to the quantitative data analyzed in this report, one open-ended question on the survey collected qualitative data, asking them to suggest steps, policies, or reforms that Catholic seminaries or houses of formation should implement to make seminary training safer and free from sexual harassment, abuse, or misconduct. For these data, respondents were prompted with a question and given an open box for written comments, rather than select from a set of response options. A summary of the analysis of the open-ended comments is presented in Section IV of this report.

Section I: Characteristics of Responding Seminarians

This section of the report includes descriptive data for the 1,544 valid respondents to this survey. These data may be helpful in considering who responded to the survey and which populations are represented in the data.

Type of Seminarian

Seven in ten responding seminarians are studying to become diocesan priests (69%), with nearly three in ten studying to be a religious priest or brother (28%). Among those responding “other,” their descriptions were non-descript, with 43 writing in “seminarian” or some variation of that and six writing in “deacon” or some variation of that. Another 9 respondents (1%) did not respond to the question.²



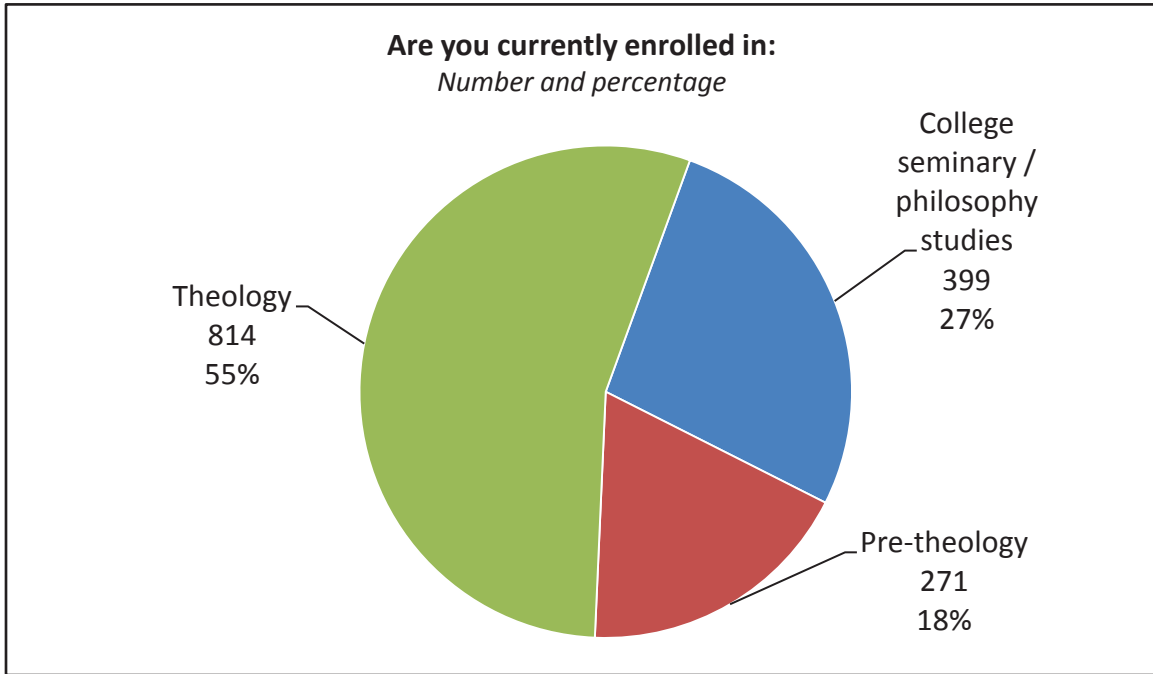
For the remainder of the report, comparisons are drawn between these two groups of seminarians:

- Diocesan priests (1,057 respondents or 71%)
- Religious priests or brothers (425 respondents or 29%)

² Unless otherwise noted, the non-response rates are not included in the tables and graphs. As such, the percentages total 100%. For all non-response rates, please see the Appendix.

Level of Enrollment

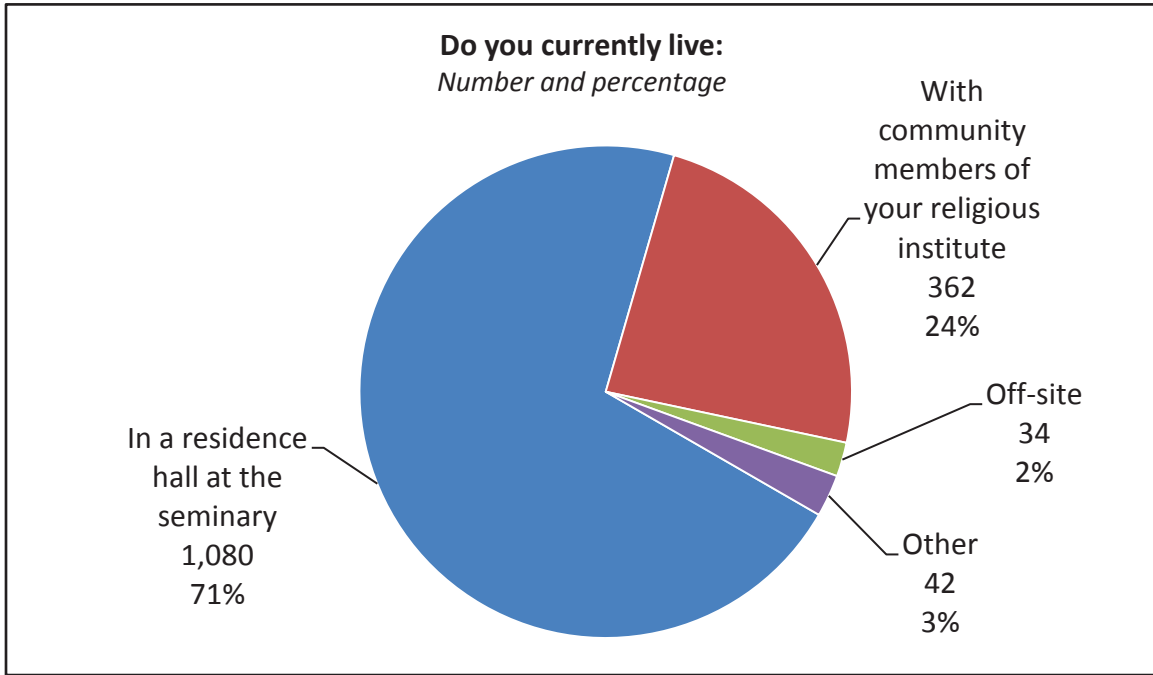
More than half are studying at the theology level (55%), 27% at the college seminary/philosophy studies level, and 18% at the pre-theology level.



For the remainder of the report, comparisons are made among all three groups.

Current Residence

Seven in ten live in a residence hall at the seminary (71%), 24% live with community members of their religious institute, and 2% live off-site. Among those responding “other,” most mention living at a parish during their pastoral year or being in a transition period.



Section II: Atmosphere at Seminaries and Houses of Formation

All responding seminarians were asked a series of question regarding how prevalent sexual harassment, abuse, or misconduct are at their seminary or house of formation, how seriously their seminary or house of formation administrators take the issue, and how well the seminaries or houses of formation make their policies and procedures regarding these issues known.

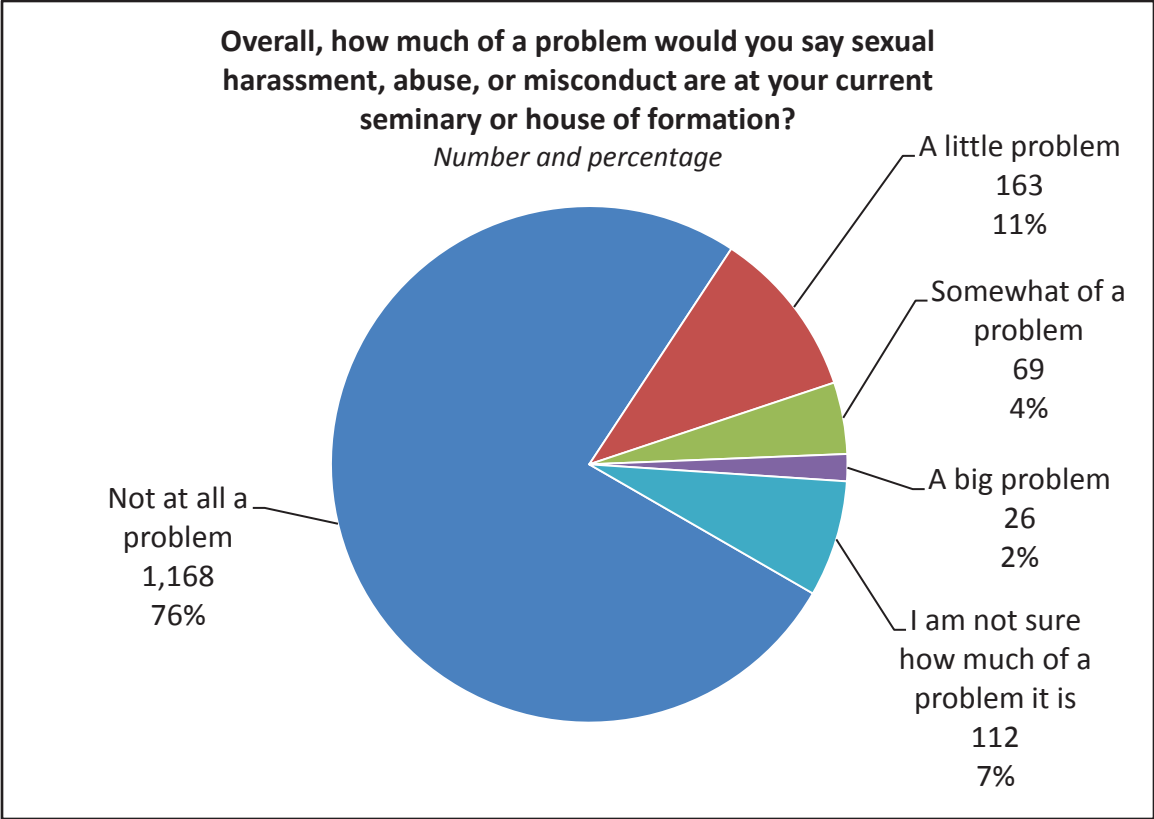
Perceptions of Extent of Sexual Harassment, Abuse and Misconduct at Seminaries

Responding seminarians were prompted with this information:

“For the following question, please note the following: By “sexual harassment, abuse or misconduct,” we do not mean legitimate discussions about sexuality and celibacy that are standard parts of seminary or house of formation training. Instead, we mean violations of seminary or house of formation policy and teachings, such as:

- someone asking another to engage in sexual relations with them or someone else
- someone trying to or actually touching, kissing, or fondling another
- someone pressuring another with threats or rewards into having sexual contact
- someone posing a troubling physical presence toward another, such as uncomfortably following, watching, or spying on them or inappropriately staring at them
- someone persisting in asking someone to meet (e.g. for dinner, drinks), in what seems like a precursor to sexual activity, after that person had already said “no” to previous invitations
- someone talking to or trying to get others to talk about sexually suggestive or indecent matters
- someone encouraging another to view sexual pictures, videos, stories, or jokes.”

They were then asked how much of a problem sexual harassment, abuse, or misconduct are at their current seminary or house of formation. As can be seen in the figure below, nearly nine in ten (87%) report that it is either “not at all a problem” or “a little problem.” One in 20 (6%) reports that it is either “somewhat of a problem” or “a big problem.” Some 7% are unsure of how much of a problem it is.



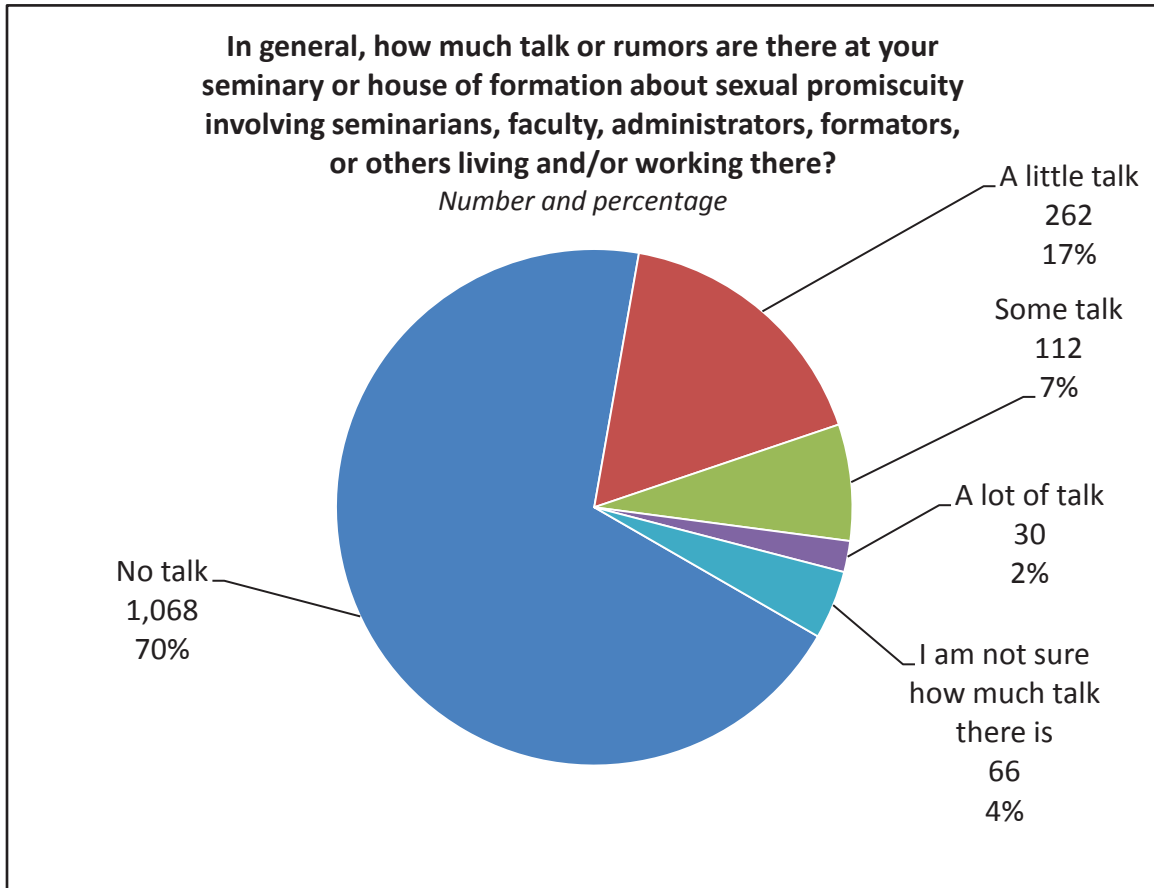
Subgroup Differences

Those studying to be diocesan priests and those studying to be religious priests or brothers do *not* differ significantly in how much of a problem they say sexual harassment, abuse, or misconduct is at their current seminary or house of formation.

Concerning the differences among those enrolled at the three levels of seminaries, however, those enrolled in pre-theology (85%) are most likely to report that there is “not at all a problem,” followed by those in college seminaries (78%), and theology (72%). Differences among the three levels are minimal for the other responses to this question.

Talk or Rumors about Sexual Promiscuity

Seminarians were also asked how much talk or rumors there are at their current seminary about sexual promiscuity. As can be seen in the figure below, almost nine in ten (87%) report that there is either “no talk” or “a little talk” of such matters. One in ten (9%) reports that there is “some talk” or “a lot of talk.” Some 4% are unsure of how much talk there is.



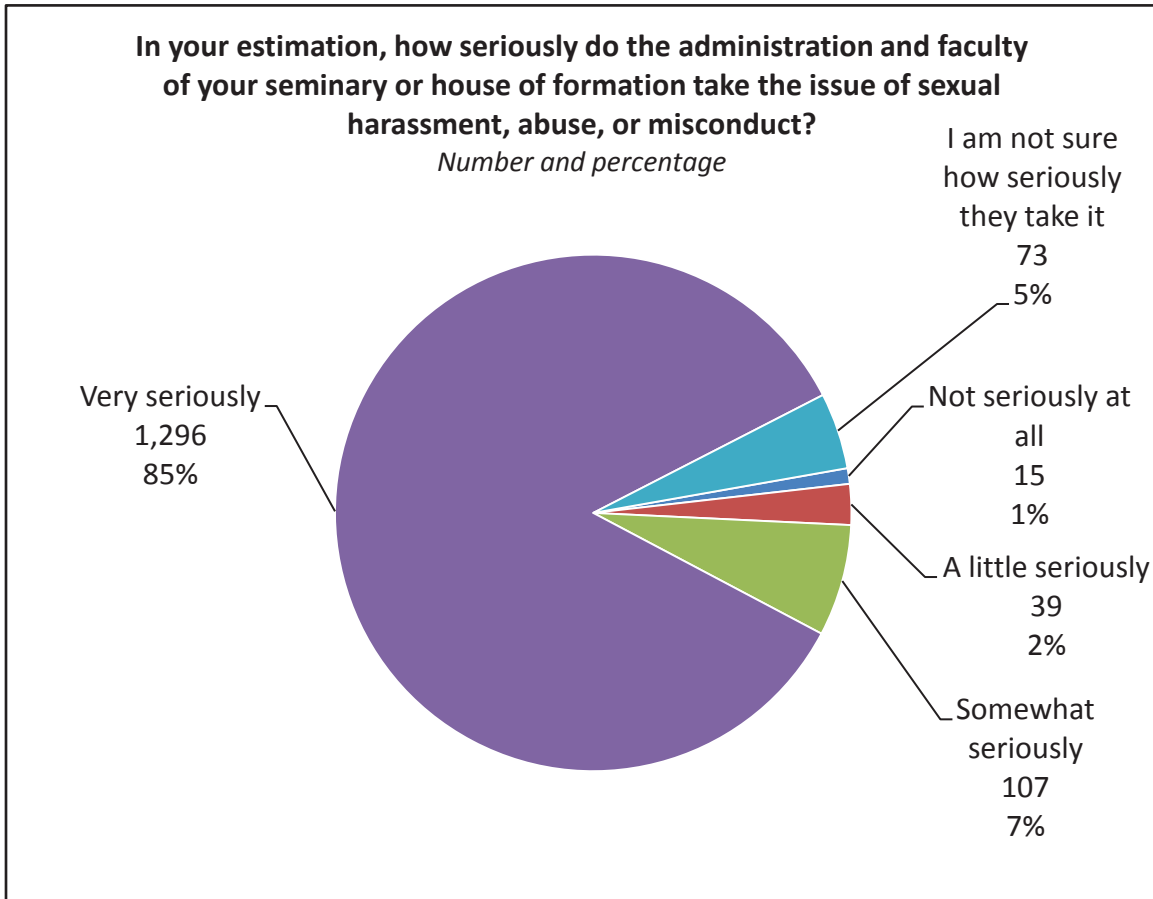
Subgroup Differences

Those studying to be diocesan priests and those studying to be religious priests or brothers do *not* differ significantly in how much talk or rumors they say there is about sexual promiscuity involving seminarians, faculty, administrators, formators, or others living and/or working at their current seminary or house of formation.

Concerning the differences among those enrolled at the three levels, however, those enrolled in pre-theology (75%) are most likely to report that there is “no talk,” followed by those in college seminaries (71%), and theology (67%). Differences among the three levels are minimal for the other responses to this question.

Seriousness the Issue Is Taken at Seminaries and Houses of Formation

In their estimation, more than nine in ten (92%) indicate that the administration and faculty at their current seminaries and houses of formation take the issue of sexual harassment, abuse, and misconduct “somewhat seriously” or “very seriously.” Three percent report that they take it “not seriously at all” or “a little seriously.” Finally, 7% are unsure of how seriously it is taken.

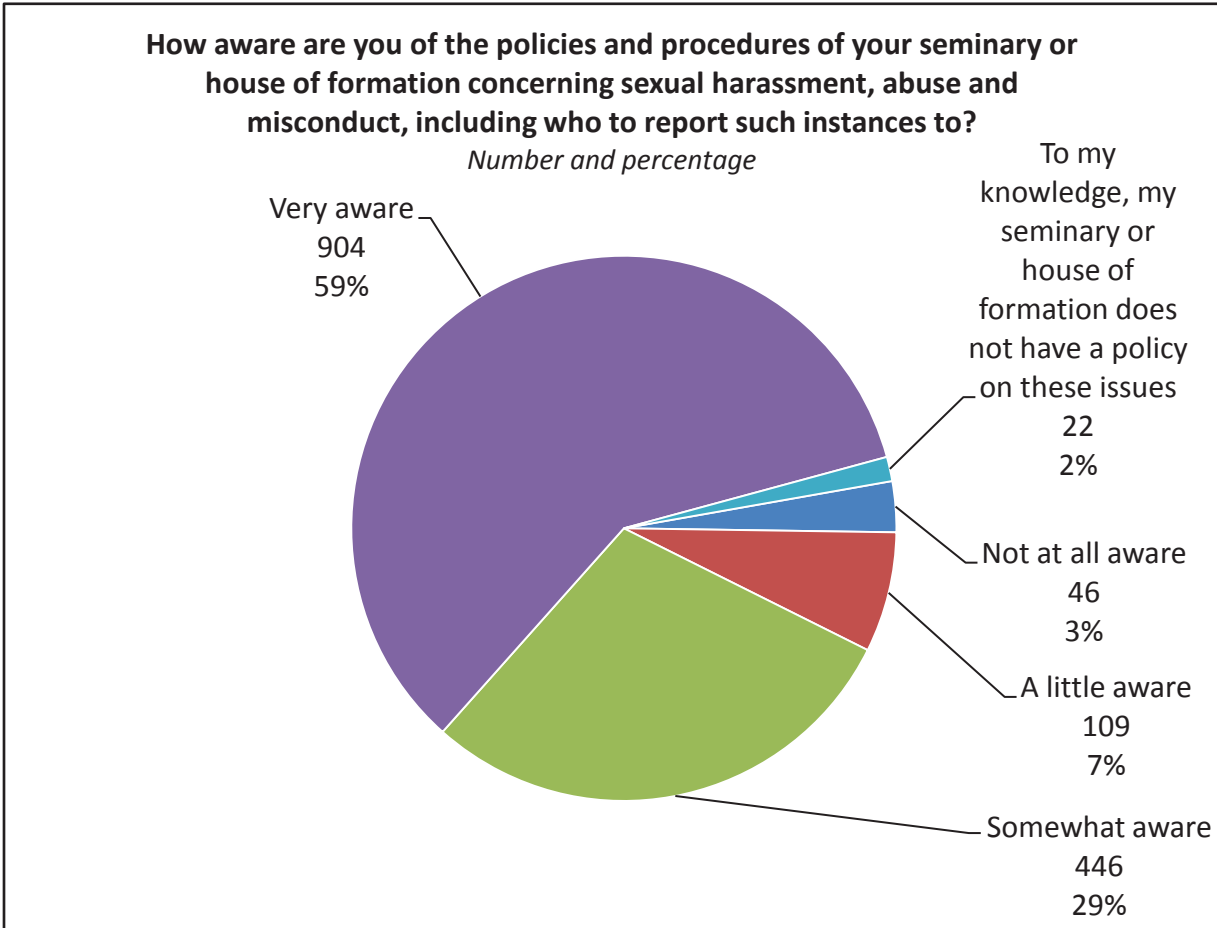


Subgroup Differences

Those studying to be diocesan priests and those studying to be religious priests or brothers do *not* differ significantly in how seriously they say seminary administrators and faculty members take the issue of sexual harassment, abuse, or misconduct. Those enrolled at the three levels do *not* differ significantly either.

Awareness of Policies and Procedures Concerning Sexual Harassment, Abuse or Misconduct

Seminarians were asked how aware they are of the policies and procedures concerning sexual harassment, abuse, and misconduct at their current seminaries or houses of formation. As can be seen in the figure below, almost nine in ten (88%) report that they are either “somewhat aware” or “very aware.” One in ten (10%) reports they are “not at all aware” or “a little aware.” Some 2% say that, to their knowledge, their seminaries or houses of formation do not have policies on these issues.



Subgroup Differences

Those studying to be diocesan priests and those studying to be religious priests or brothers do *not* differ significantly in how aware they are about the policies and procedures concerning sexual harassment, abuse, and misconduct.

Among those enrolled at the three levels, however, those enrolled at the college seminary level (66%) are most likely to report being “very aware,” followed by those in pre-theology (56%), and theology (56%). Differences among the three levels are minimal for the other responses to this question.³

³ As these differences are *not* statistically significant, they should be seen as merely suggestive of real differences.

Section III: Personal Experiences of Sexual Harassment, Abuse and Misconduct

All responding seminarians were asked if they had ever personally experienced any sexual harassment or abuse or suffered any sexual misconduct while at their current seminary or house of formation. Those who said they had or might have had such an experience were then asked a series of questions regarding those experiences.

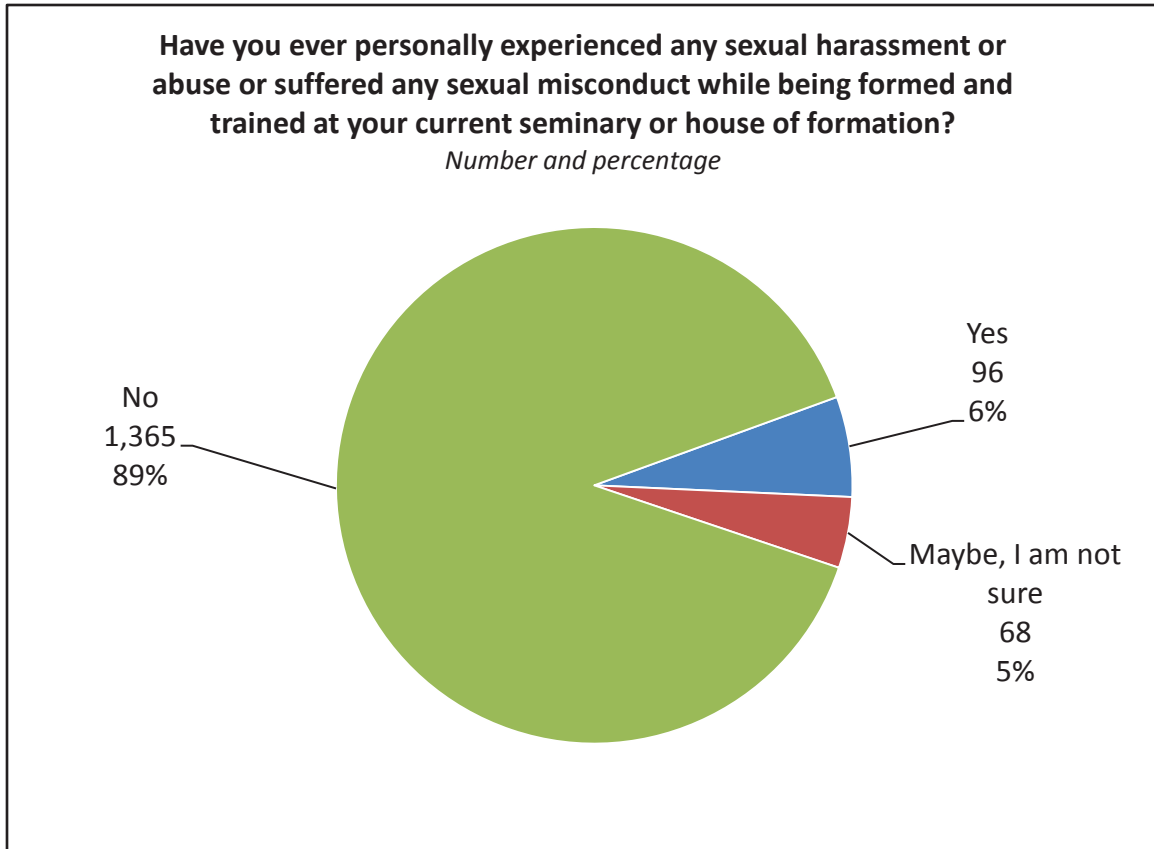
Personal Experiences of Any Type of Sexual Harassment, Abuse and Misconduct

All seminarian respondents were prompted with this information:

“For the following question, please note the following: Do not include here legitimate discussions about sexuality and celibacy that are standard parts of seminary or house of formation training. Do not include incidents that did not involve seminary, house of formation, or Church figures. Instead, again, by “sexual harassment or abuse” we mean events that violate seminary or house of formation policy and teachings, such as:

- someone asked you to engage in any kind of sexual relations with them or someone else
- someone tried to or actually touched, kissed, or fondled you
- someone pressured you with threats or rewards into having sexual contact
- someone posed a troubling physical presence toward you, such as uncomfortably followed, watched, or spied on you or inappropriately stared at you
- someone persisted in asking you to meet (e.g., for dinner, drinks) in what seemed to you to be a precursor to sexual activity, after you had already said “no” to previous invitations
- someone talked to you or tried to get you to talk about sexually suggestive or indecent matters
- someone encouraged you to view sexual pictures, videos, stories, or jokes.”

They were then asked whether or not they had ever experienced any sexual harassment, abuse, or misconduct while at their current seminary or house of formation. One in ten (11% or 164 respondents) says they have or might have. Nine in ten (89%) had not ever had such experiences.



Subgroup Differences

Those studying to be diocesan priests and those studying to be religious priests or brothers do *not* differ significantly in what proportion report having experienced at least one instance of sexual harassment, abuse, or misconduct at their current seminary or house of formation. Similarly, those enrolled at the three levels do *not* differ significantly either.

Comparisons to National Statistics

As seminarians have three levels of schools they may be attending, making comparisons to national statistics about sexual harassment, abuse, or misconduct requires some adaptation. As such, for the comparisons below, we are including those enrolled at the pre-theology level in with those enrolled at the theology level (as both have completed an undergraduate degree). When looked at in that way, as the table below shows, our current study has had a combined “yes” and “maybe, I’m not sure” of 9.5% among undergraduate seminarians and 11.0% among graduate seminarians.

Have you ever personally experienced any sexual harassment or abuse or suffered any sexual misconduct while being formed and trained at your current seminary or house of formation?		
	Undergraduate- Level Seminarian	Graduate- Level Seminarian
	%	%
Yes	6.0	6.5
Maybe, I’m not sure	3.5	4.5
No	90.5	88.9

Further complicating the comparisons is that some studies have found that females are much more likely to be the victim of incidents of crimes like sexual assaults than are males. This is taken into account in the discussion below.

One 2017 study (Mellins et al., 2017) of two college campuses in New York City gauged how often undergraduate students had been sexually assaulted. Sexual assault was defined as “sexual touching without attempted penetrative sex,” “attempted penetrative sex,” and “penetrative sex.” The study found that 12.5% of male (and 28.1% of female) college students self-reported some type of sexual assault.⁴ While this study is useful to examine, its categories do not include sexual harassment and are somewhat different than what was examined in this study.

A 2016 online study (Anderson et al, 2016) of male college students using a standardized definition of sexual victimization – the Sexual Experiences Survey-Short Form Victimization (SES-SFV) – found that 28.0% of men at a large, urban Midwestern university self-reported having experienced some type of sexual victimization at *some times during the lifetimes*. That makes comparison to the present data, where the men were only asked if they had been victimized at their current

⁴ Mellins, C. A., Walsh, K., Sarvet, A. L., Wall, M., Gilbert, L., Santelli, J. S., Hirsch, J. S. (2017). Sexual assault incidents among college undergraduates: Prevalence and factors associated with risk. *PLoS one*, 12(11), e0186471. doi:10.1371/journal.pone.0186471

seminary or house of formation, problematic. Also complicating the comparison is that 62.2% of the men reported being victimized by women.⁵

A 2012 study (Turchik, 2012) of male college students had a higher reported number, with 51.2% reporting at least one sexual victimization experience since age 16. Male sexual victimization was found to be related to alcohol consumption, problematic drinking behaviors, tobacco use, and sexual risk-taking behaviors. Again, the study is not directly comparable, however, due to the respondents reporting incidents before they entered college. Further, male perpetrators were involved in only 8.6% of the incidents (5.6% were by male perpetrators only and 3.0% were by both sexes).⁶

Concerning sexual harassment, abuse, and misconduct among graduate students, a study in 2018 (McMahon et al, 2018) lamented the lack of such studies historically in the social sciences. This study was centered at one anonymous university, with 1,919 graduate students participating in the online survey. The study looked at both those who said they had been forced to have unwanted sexual contact and those who had someone try to force them into having sexual contact but did not succeed at forcing them to do so. Some 7.2% of female graduate students and 1.2% of male graduate students reported having experienced sexual violence at the university.⁷

Viewing the studies as a whole, it is hard to make a comparison to our current study as our study includes sexual harassment as well as violent victimization, is mostly at an all-male colleges, and virtually has only male perpetrators. The most applicable study is the final one reviewed above and it is of only one university and is only at the graduate level. That said, the percentage saying they have experienced abuse in our present study does not seem significantly high or low compared to the other studies reviewed.

⁵ Anderson R, Cahill S, Delahanty DL. The Psychometric Properties of the Sexual Experiences Survey-Short Form Victimization (SES-SFV) and Characteristics of Sexual Victimization Experiences in College Men. *Psychol Men Masculinity*. 2016;19(1), 25-34.

⁶ Turchik J. Sexual Victimization Among Male College Students: Assault Severity, Sexual Functioning, and Health Risk Behaviors. *Psychol Men Masculinity*. 2012;13: 243–255.

⁷ McMahon, S., O'Connor, J., & Seabrook, R. (2018). Not Just an Undergraduate Issue: Campus Climate and Sexual Violence Among Graduate Students. *Journal of Interpersonal Violence*. <https://doi.org/10.1177/0886260518787205>

Types of Sexual Harassment, Abuse and Misconduct Experienced

Only those 164 seminarians who responded “yes” or “maybe, I’m not sure” to the question of whether they had ever personally experienced any sexual harassment, abuse or misconduct were asked the remaining questions in this section. These seminarians were prompted with this information:

“Which of these types of sexual harassment, abuse or misconduct have you experienced at your current seminary or house of formation? **Check all boxes that apply.**

- Someone asked you to engage in any kind of sexual relations with them or someone else
- Someone tried to or actually touched, kissed, or fondled you
- Someone pressured you with threats or rewards into having sexual contact
- Someone posed a troubling physical presence toward you, such as uncomfortably followed, watched, or spied on you, or inappropriately stared at you
- Someone persisted in asking you to meet (e.g., for dinner, drinks), in what seemed to you to be a precursor to sexual activity, after you had already said “no” to previous invitations
- Someone talked to you or tried to get you to talk about sexually suggestive or indecent matters
- Someone encouraged you to view sexual pictures, videos, stories, or jokes.”

For the purpose of analysis, these seven types of sexual harassment, abuse or misconduct are divided into two categories:

- More severe sexual harassment, abuse, or misconduct (bullets 1 to 4 above)
- Less severe sexual harassment, abuse, or misconduct (bullets 5 to 7 above)

More than half of those responding to this series of questions report incidents of someone posing a troubling physical presence toward them, such as uncomfortably following, watching, or spying on them, or inappropriately staring at them (53%).⁸

Which of these types of sexual harassment, abuse, or misconduct have you experienced at your current seminary or house of formation?
Seminarians were instructed to “check all that apply”

	N*	%	Among All Rs %
Someone posed a troubling physical presence toward you, such as uncomfortably followed, watched, or spied on you, or inappropriately stared at you	80	53	5
Someone talked to you or tried to get you to talk about sexually suggestive or indecent matters	64	43	4
Someone tried to or actually touched, kissed, or fondled you	59	39	4
Someone persisted in asking you to meet (e.g., for dinner, drinks), in what seemed to you to be a precursor to sexual activity, after you had already said “no” to previous invitations	41	27	3
Someone asked you to engage in any kind of sexual relations with them or someone else	30	20	2
Someone encouraged you to view sexual pictures, videos, stories, or jokes	27	18	2
Someone pressured you with threats or rewards into having sexual contact	7	5	1

*“N” refers to the number selecting that response, “%” refers to the percentage of those who say they have had an incident who selected that response, and “Among All Rs %” refers to the percentage of all seminarians responding to the survey giving that response.

- Approximately four in ten report that someone talked to them or tried to talk to them about sexually suggestive or indecent matters (43%) or tried to or actually touched, kissed, or fondled them (39%).
- About a quarter report that someone persisted in asking them to meet, in what seemed like a precursor to sexual activity, after they had already said “no” to previous invitations (27%).

⁸ Note that the percentages reported in the table are only for those who responded to these questions. In terms of the entire respondent pool, the percentages for each type of incident range from 2% to 5%. To view the percentages in that way, see question 7 in the Appendix.

- About one in five indicates that someone asked them to engage in some kind of sexual relations with them or someone else (20%) or that someone encouraged them to view sexual pictures, videos, stories, or jokes (18%).
- One in 20 reports that someone pressured them with threats or rewards into having sexual contact (5%).

Subgroup Differences

Type of Seminarian

While similar in most regards, those studying for a religious institute are more likely than those studying for a diocese to have reported having someone ask them to engage in any kind of sexual relations with them or someone else (31% compared to 15%) and to have had someone talk to them or try to get them to talk about sexually suggestive or indecent matters (49% compared to 40%).

Types of Sexual Harassment, Abuse, or Misconduct Experienced at Current Seminary or House of Formation, by Whether Studying for a Diocese or Religious Institute

*Seminarians were instructed to “check all that apply”**

	Diocesan %	Religious %
Someone posed a troubling physical presence toward you, such as uncomfortably followed, watched, or spied on you, or inappropriately stared at you	51	57
Someone talked to you or tried to get you to talk about sexually suggestive or indecent matters	40	49
Someone tried to or actually touched, kissed, or fondled you	40	39
Someone persisted in asking you to meet (e.g., for dinner, drinks), in what seemed to you to be a precursor to sexual activity, after you had already said “no” to previous invitations	29	24
Someone encouraged you to view sexual pictures, videos, stories, or jokes	18	20
Someone asked you to engage in any kind of sexual relations with them or someone else	15	31
Someone pressured you with threats or rewards into having sexual contact	3	8

*These figures are presented for all types of sexual harassment, abuse, or misconduct, regardless of statistical significance.

As was described on p. 20, the severity of sexual harassment, abuse or misconduct was grouped into two categories for the purposes of analysis. The severity of the type of sexual harassment, abuse or misconduct for diocesan and religious seminarians is examined in the table below, with diocesan seminarians slightly more likely than religious ones to have experienced the less severe forms of sexual harassment, abuse or misconduct.

Severity of Sexual Harassment, Abuse, or Misconduct Experienced at Current Seminary or House of Formation, by Whether Studying for a Diocese or Religious Institute

*Seminarians were instructed to “check all that apply”**

	Diocesan	Religious
	%	%
Less severe sexual harassment, abuse or misconduct	61	50
More severe sexual harassment, abuse or misconduct	77	75

*These figures are presented for both types of seminarians, regardless of statistical significance. These percentages are only for those among the 97 diocesan and 49 religious seminarian respondents saying they have or may have had an experience of sexual harassment, abuse or misconduct. Also note that some seminarians reported sexual harassment, abuse or misconduct from both categories of severity presented above.

Level of School

Compared to those at the other levels of seminaries, those studying at the college seminary level are more likely to report that someone talked to them or tried to get them to talk about sexually suggestive or indecent matters (56%) and that someone persisted in asking them to meet, in what seemed to be precursor to sexual activity after they had already said “no” to previous invitations (38%).

Types of Sexual Harassment, Abuse, or Misconduct Experienced at Current Seminary or House of Formation, by Level of School*

Seminarians were instructed to “check all that apply”

	College Seminary %	Pre- Theology %	Theology %
Someone talked to you or tried to get you to talk about sexually suggestive or indecent matters	56	47	38
Someone posed a troubling physical presence toward you, such as uncomfortably followed, watched, or spied on you, or inappropriately stared at you	50	47	55
Someone persisted in asking you to meet (e.g., for dinner, drinks), in what seemed to you to be a precursor to sexual activity, after you had already said “no” to previous invitations	38	16	26
Someone tried to or actually touched, kissed, or fondled you	32	26	45
Someone asked you to engage in any kind of sexual relations with them or someone else	26	5	21
Someone encouraged you to view sexual pictures, videos, stories, or jokes	21	21	17
Someone pressured you with threats or rewards into having sexual contact	8	0	4

*These figures are presented for all types of sexual harassment, abuse, or misconduct, regardless of statistical significance.

- Those in pre-theology are *less* likely than those studying at the other two levels to report that someone persisted in asking them to meet, in what seemed to be precursor to sexual activity after they had already said “no” to previous invitations (16%) and that someone asked them to engage in any kind of sexual relations with them or someone else (5%).
- Compared to those studying at the other two levels, theology-level seminarians are most likely to report that someone tried to or actually touched, kissed, or fondled them (45%). They are *least* likely, on the other hand, to say that someone talked to them or tried to get them to talk about sexually suggestive or indecent matters (38%).

The severity of the type of harassment can also be examined in light of their level of school. As can be seen in the table below, those at college seminaries are most likely to have experienced a less severe type of sexual harassment, abuse or misconduct.

Severity of Sexual Harassment, Abuse, or Misconduct Experienced at Current Seminary or House of Formation, by Level of School*

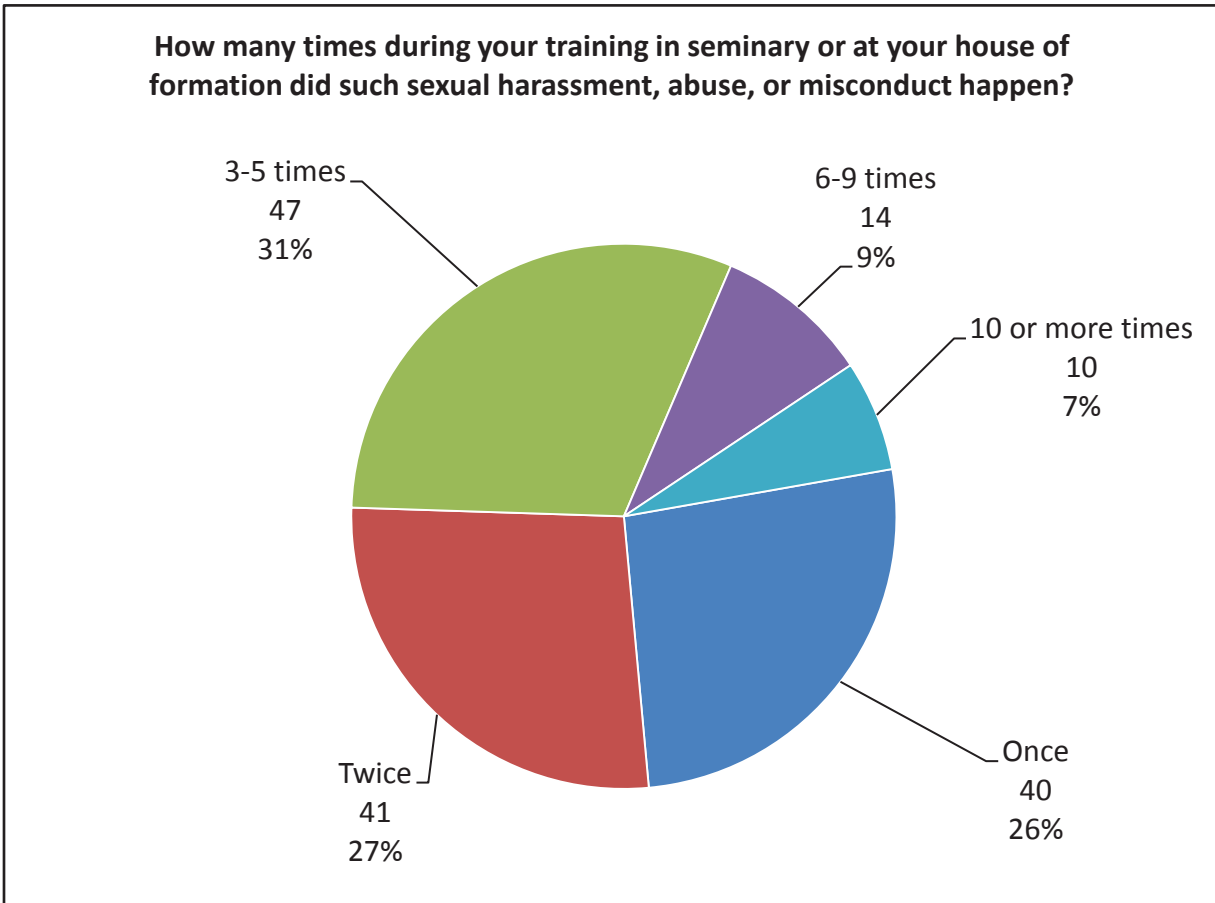
Seminarians were instructed to “check all that apply”

	College Seminary	Pre- Theology	Theology
	%	%	%
Less severe sexual harassment, abuse or misconduct	74	58	59
More severe sexual harassment, abuse or misconduct	74	79	81

*These figures are presented for seminarians from all three levels of school, regardless of statistical significance. These percentages are only for those 34 college seminarians, 19 pre-theology seminarians, and 96 theology-level seminarian respondents saying they have or may have had an experience of sexual harassment, abuse or misconduct. Also note that some seminarians reported sexual harassment, abuse or misconduct from both categories of severity presented above.

Number of Times Incidents Occurred

Seminarians were asked how many times they experienced incidents of sexual harassment, abuse, or misconduct occurred at their current seminary or house of formation.⁹ About one-quarter reports it happening once (26%) and another quarter reports it happening twice (27%). Thirty-one percent indicate that it happened to them three to five times, with 9% reporting having it happen six to nine times. Some 7% say it happened to them ten or more times.¹⁰



⁹ Those responding “never” were excluded from this figure.

¹⁰ Note that the percentages reported in the figure are only for those who responded to these questions. In terms of the entire respondent pool, the percentages giving each range of number of times range from 1% to 3%. To view the percentages in that way, see question 8 in the Appendix.

Subgroup Differences

Type of Seminarian

Those studying to serve as religious priests or brothers are relatively more likely than those studying to serve in dioceses to report that incidents of sexual harassment, abuse, or misconduct have happened to them ten times or more (14% compared to 2%). Similarly, they are more likely to report six times or more (22% compared to 12%).

**Number of Times during their Training that
Sexual Harassment, Abuse, or Misconduct
Happened to Them, by Whether Studying
for a Diocese or Religious Institute**

	Diocesan %	Religious %
Never	3	2
Once	22	30
Twice	28	22
3-5 times	34	24
6-9 times	10	8
10 or more times	2	14

Level of School

Those studying at the college seminary level (24%) are more likely than those studying at the pre-theology (10%) or theology levels (13%) to report having had such incidents six times or more.¹¹

Number of Times during their Training that Sexual Harassment, Abuse, or Misconduct Happened to Them, by Whether Studying for a Diocese or Religious Institute			
	College Seminary	Pre-Theology	Theology
	%	%	%
Never	5	0	3
Once	24	26	25
Twice	24	26	27
3-5 times	22	37	32
6-9 times	19	5	6
10 or more times	5	5	7

¹¹ As these differences are *not* statistically significant, they should be seen as merely suggestive of real differences.

Number of Times the Types of Behavior Occurred

One way to estimate how often each of the types of sexual harassment, abuse, and misconduct occurred is by examining the types of behaviors that were reported in relationship to the number of times a seminarian said that *any* type of behavior occurred.¹² The table below is a departure from the other tables in this report in that it shows the number of respondents meeting both criteria rather than the percentage of respondents doing so.

The types of behavior that has occurred most frequently in the “10 or more times” column below is having “someone talk to you or tried to get you to talk about sexually suggestive or indecent matters,” with seven respondents who said that that had happened to them also saying they had had *any* type of behavior occur 10 or more times. Moreover, that type of behavior is the most common one to have occurred six to nine times (see the second column of numbers from the left).

	Types of Sexual Harassment, Abuse, or Misconduct Experienced by Number of Instances Overall Reported by Seminarians				
	Once N	Twice N	3-5 Times N	6-9 Times N	10 or More Times N
Someone posed a troubling physical presence toward you, such as uncomfortably followed, watched, or spied on you, or inappropriately stared at you	23	18	28	8	3
Someone tried to or actually touched, kissed, or fondled you	12	14	24	6	3
Someone talked to you or tried to get you to talk about sexually suggestive or indecent matters	9	12	26	9	7
Someone asked you to engage in any kind of sexual relations with them or someone else	8	5	11	4	2
Someone persisted in asking you to meet (e.g., for dinner, drinks), in what seemed to you to be a precursor to sexual activity, after you had already said “no” to previous invitations	5	13	15	4	4
Someone encouraged you to view sexual pictures, videos, stories, or jokes	1	9	9	5	3
Someone pressured you with threats or rewards into having sexual contact	0	3	3	0	1

*N refers to the number of times something occurred. Percentages are not reported in this table.

¹² As respondents checked all of the types of sexual harassment, abuse, and misconduct that they may have experienced – with 61% checking more than one type – the number of times question can refer to multiple types of sexual harassment, abuse, or misconduct by the same respondent.

On the other end of the scale are those types of behaviors said to have only occurred once (see the first column of numbers). Having had someone pose “a troubling physical presence toward you, such as uncomfortably followed, watched, or spied on you, or inappropriately stared at you,” is the most common behavior to have happened only once. In addition, it is the most common behavior to have happened twice (see the second column of numbers).

Status of the Alleged Perpetrators

Respondents were invited to identify the status or position of the alleged perpetrator of the sexual harassment, abuse, or misconduct. They were able to identify more than one position if there were multiple alleged perpetrators, and 15% did identify more than one. Eighty percent identified a fellow seminary student or religious in formation as the alleged perpetrator. One in five or slightly less identify a seminary authority (20%) or a Church authority not directly connected to their seminary (16%).

Thinking back, what kind of positions did the perpetrators of that sexual harassment, abuse, or misconduct occupy?

Instructed to “check all that apply”

	N	%
A fellow seminary student or religious in formation	123	80
A seminary authority or authorities (faculty, administration, formators, staff, etc.)	31	20
A Church authority or authorities not directly connected to your seminary, such as someone from your diocese or religious institute	25	16

Subgroup Differences

Type of Seminarian

Those studying for a diocese are more likely than those studying for a religious institute to identify a fellow seminary student or religious in formation as the alleged perpetrator. Those studying to be a religious priest or brother, on the other hand, are more likely to identify a seminary authority or a Church authority not directly connected to their seminary.

The Kinds of Positions Occupied by the Perpetrators of Sexual Harassment, Abuse, or Misconduct, by Type of Seminarian		
<i>Instructed to “check all that apply”</i>		
	Diocesan	Religious
	%	%
A fellow seminary student or religious in formation	86	67
A seminary authority or authorities (faculty, administration, formators, staff, etc.)	15	31
A Church authority or authorities not directly connected to your seminary, such as someone from your diocese or religious institute	13	24

Level of School

Those studying at a college seminary are most likely to identify a Church authority not directly connected to their seminary as their alleged perpetrator, but are *least* likely to identify a fellow seminary student or religious in formation.

The Kinds of Positions Occupied by the Perpetrators of Sexual Harassment, Abuse, or Misconduct, by Level of School			
<i>Instructed to “check all that apply”</i>			
	College Seminary	Pre-Theology	Theology
	%	%	%
A fellow seminary student or religious in formation	67	84	84
A seminary authority or authorities (faculty, administration, formators, staff, etc.)	19	21	21
A Church authority or authorities not directly connected to your seminary, such as someone from your diocese or religious institute	22	11	14

Severity of Sexual Harassment, Abuse or Misconduct by Type of Perpetrator

Examining the three types of perpetrators, the table below shows how one type of perpetrator – those Church authorities *not* directly connected to the seminary (such as someone from a seminarian’s diocese or religious institute) – are most likely to have engaged in the more severe types of harassment.

Severity of Sexual Harassment, Abuse, or Misconduct Experienced at Current Seminary or House of Formation, by Type of Perpetrator*

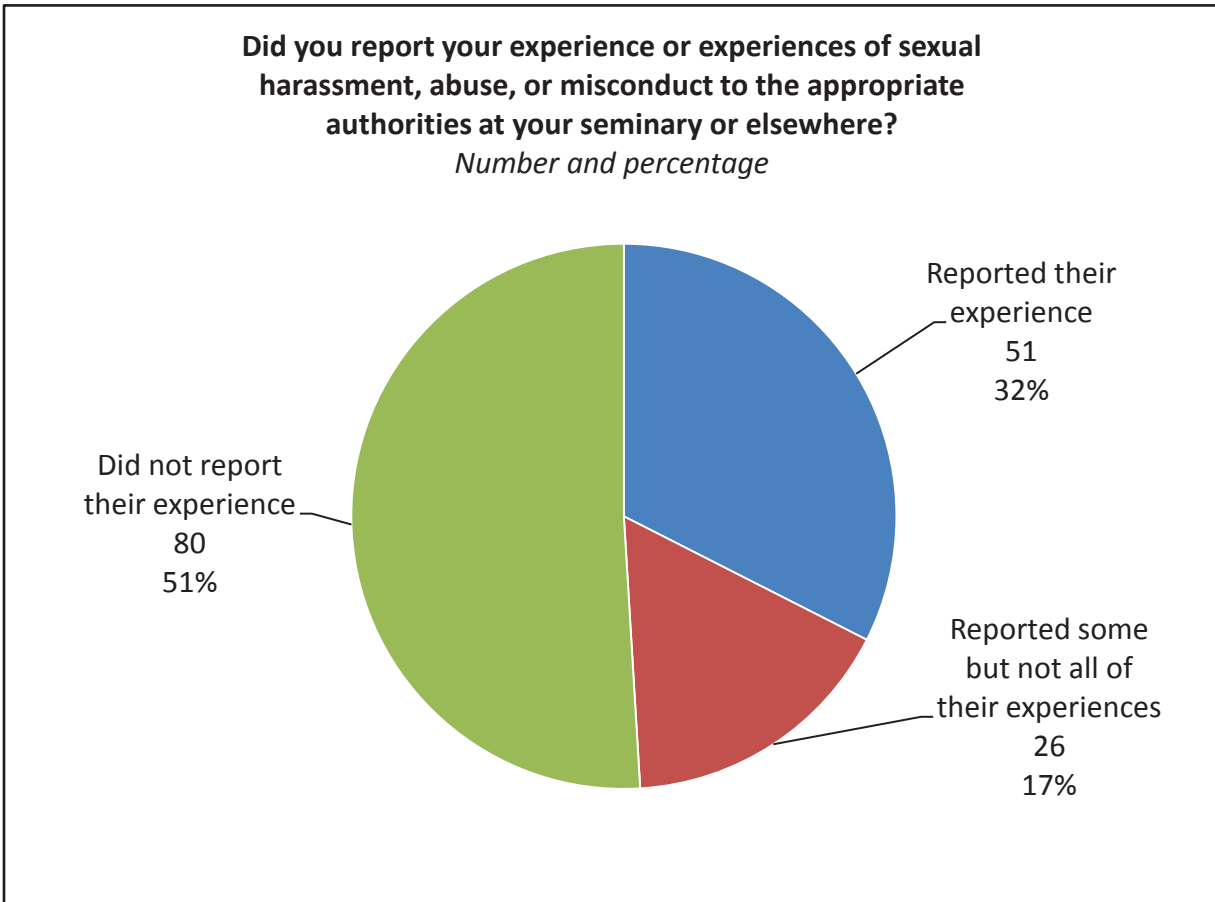
Seminarians were instructed to “check all that apply”

	Seminary Peer %	Seminary Authority %	Non- Seminary Church Authority %
Less severe sexual harassment, abuse or misconduct	64	67	68
More severe sexual harassment, abuse or misconduct	78	77	92

*These figures are presented for all types of perpetrator, regardless of statistical significance. These percentages are only for the 120 seminary respondents alleging sexual harassment, abuse, or misconduct involving a seminary peer, the 30 seminary respondents alleging sexual harassment, abuse or misconduct involving a seminary authority, and the 25 seminary respondents alleging sexual harassment, abuse or misconduct involving a non-seminary Church authority. Also note that some seminarians reported more than one type of perpetrator *and* that some seminarians reported sexual harassment, abuse or misconduct from both categories of severity presented above.

Reporting of Incidents to Appropriate Authorities

Half (51%) report that they did not report their experiences of sexual harassment, abuse, and misconduct to the appropriate authorities at their seminary or elsewhere. About a third (32%) did report their experiences. Finally, 17% reported some of their experiences but not all of them.¹³



¹³ Note that the percentages reported in the figure are only for those who responded to these questions. In terms of the entire respondent pool, the percentages giving each range of number of times range from 1% to 3%. To view the percentages in that way, see the Appendix.

Subgroup Differences

Type of Seminarian

Those studying for a diocese are more likely than those studying for a religious institute to not have reported their experiences of sexual harassment, abuse, or misconduct to the appropriate authorities at the seminary or elsewhere, but are *less* likely to have reported some but not all of their experiences.

Whether Reported their Experience or Experiences of Sexual Harassment, Abuse, of Misconduct to the Appropriate Authorities at the Seminary or Elsewhere, by Type of Seminarian		
	Diocesan	Religious
	%	%
Reported their experiences	30	35
Reported some but not all of their experiences	11	28
Did not report their experiences	59	37

Level of School

Those studying at a college seminary are most likely to have reported their experiences of sexual harassment, abuse, or misconduct to the appropriate authorities at the seminary or elsewhere. Those in pre-theology are most likely to not have reported their experiences.¹⁴

Whether Reported their Experience or Experiences of Sexual Harassment, Abuse, of Misconduct to the Appropriate Authorities at the Seminary or Elsewhere, by Level of School			
	College	Pre-	
	Seminary	Theology	Theology
	%	%	%
Reported their experiences	40	26	30
Reported some but not all of their experiences	21	11	16
Did not report their experiences	40	63	54

¹⁴ As these differences are *not* statistically significant, they should be seen as merely suggestive of real differences.

Type of Perpetrator

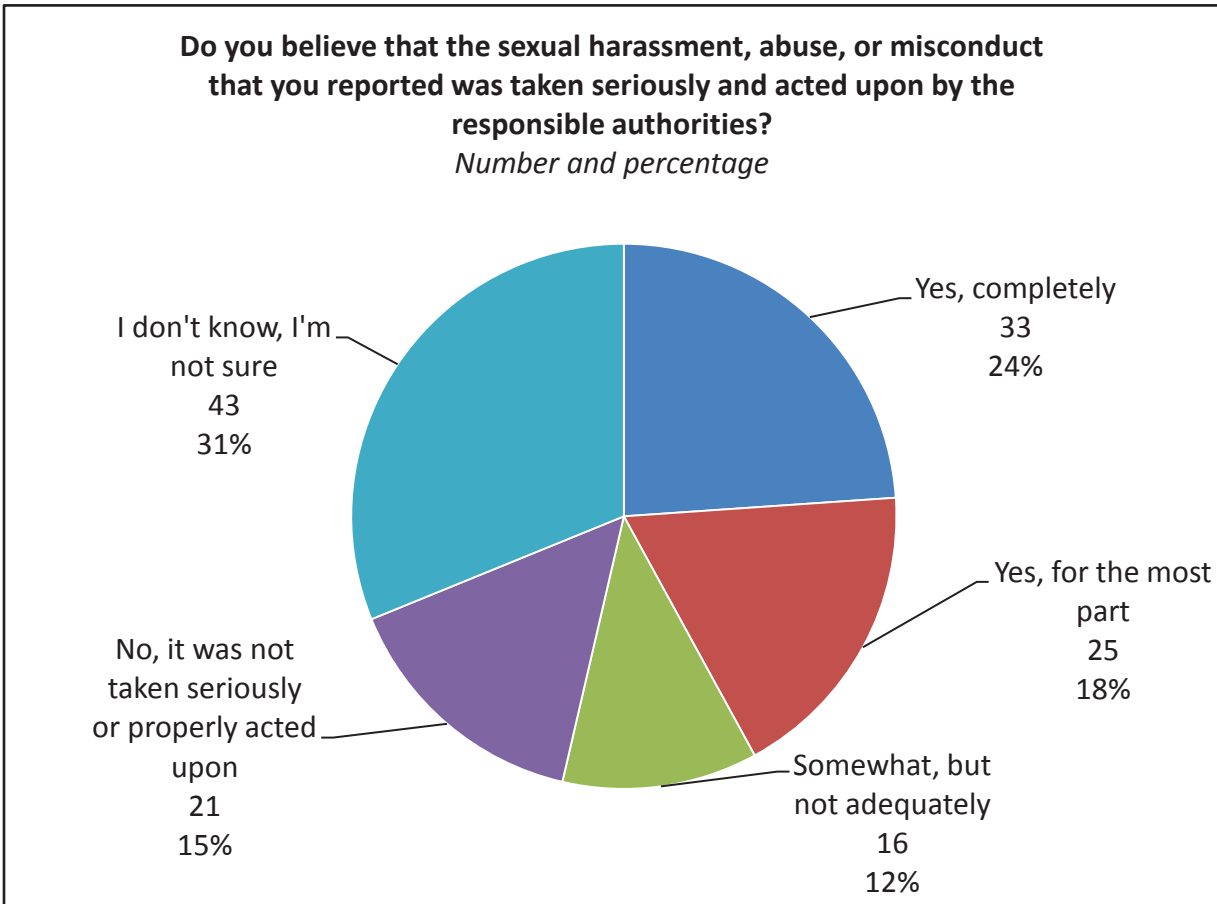
The table below examines whether those with different types of alleged perpetrators vary in their reports to authorities of their experiences of sexual harassment, abuse or misconduct. Those experiencing the sexual harassment, abuse or misconduct from a seminary peer are least likely to have reported it.

**Whether Reported their Experience or Experiences of Sexual Harassment, Abuse, or
Misconduct to the Appropriate Authorities at the Seminary or Elsewhere,
by Type of Perpetrator**

	Seminary Peer %	Seminary Authority %	Non-Seminary Church Authority %
Reported their experiences	29	42	48
Reported some but not all of their experiences	19	19	20
Did not report their experiences	52	39	32

Belief that Authorities Took Their Reporting of an Incident Seriously and Acted upon It

About four in ten combined (42%) believe that their reports of sexual harassment, abuse, or misconduct to the responsible authorities were taken seriously and acted upon “completely” (24%) or “for the most part” (18%). Twelve percent say that their reports were taken seriously “somewhat, but not adequately.” Fifteen percent believe their reports were “not taken seriously or properly acted upon.” Finally, 31% are not sure how seriously their report was taken or whether it was acted upon.



Subgroup Differences

Type of Seminarian

Those studying for a diocese are more likely than those studying for a religious institute to not know whether the responsible authorities took seriously or acted upon their reports of sexual harassment, abuse, or misconduct.¹⁵

Belief Whether the Sexual Harassment, Abuse, or Misconduct They Reported Was Taken Seriously and Acted upon by the Responsible Authorities, by Type of Seminarian		
	Diocesan	Religious
	%	%
Yes, completely	23	29
Yes, for the most part	16	21
Somewhat, but not adequately	9	17
No, it was not taken seriously or properly acted upon	14	17
I don't know, I'm not sure	39	17

¹⁵ As these differences are *not* statistically significant, they should be seen as merely suggestive of real differences.

Level of School

Those studying at a college seminary are most likely to believe that the responsible authorities took their report of sexual harassment, abuse, or misconduct “completely” seriously and acted upon it. Those at studying at the pre-theology or theology levels are most likely, on the other hand, to not know for sure how seriously their report was taken and whether or not it was acted upon.¹⁶

Belief Whether the Sexual Harassment, Abuse, or Misconduct They Reported Was Taken Seriously and Acted upon by the Responsible Authorities, by Level of School			
	College Seminary	Pre- Theology	Theology
	%	%	%
Yes, completely	34	20	20
Yes, for the most part	14	7	22
Somewhat, but not adequately	20	20	7
No, it was not taken seriously or properly acted upon	17	13	15
I don't know, I'm not sure	14	40	37

¹⁶ As these differences are *not* statistically significant, they should be seen as merely suggestive of real differences.

Type of Perpetrator

Those reporting experiences of sexual harassment, abuse or misconduct involving a seminary authority (such as a faculty member, administrator, formator, or staff member) are least likely to say that their allegations were taken “completely” seriously or seriously “for the most part” combined (29%). In contrast, 44% of those alleging incidents involving non-seminary Church authorities and 41% of those involving seminary peers report that the appropriate authorities took the allegations “completely” seriously or seriously “for the most part” combined.

Belief Whether the Sexual Harassment, Abuse, or Misconduct They Reported Was Taken Seriously and Acted upon by the Responsible Authorities, by Type of Perpetrator

	Seminary Peer %	Seminary Authority %	Non- Seminary Church Authority
Yes, completely	24	14	20
Yes, for the most part	17	14	24
Somewhat, but not adequately	11	18	12
No, it was not taken seriously or properly acted upon	15	36	20
I don't know, I'm not sure	33	18	24

Section IV: Suggestions for How Catholic Seminaries and Houses of Formation Can Make Seminary Training Safer

Some 1,171 seminarians provided a valid response to this open-ended question: *Please answer in as much depth as you wish. In your view, what are the most important steps, policies, or reforms that Catholic seminaries and houses of formation should take or implement to make seminary training safe and free from sexual harassment, abuse, and misconduct?*

The variety of suggestions range too greatly in topic areas to represent fully here. However, there are eight major themes expressed in the suggestions made by the seminarians. Respondents say seminaries should:

- Be more transparent and explicit about what constitutes sexual harassment, abuse, or misconduct, as some policies are worded too vaguely to know whether a behavior meets the criteria or not
- Provide better formation for seminarians in living chastely and celibately, with seminaries and houses of formation frequently hosting discussions and workshops addressing the issues
- Conduct better screening of seminary candidates through psychological testing and background checks, including, for some respondents, not admitting any men whose primary attraction is to other men
- Automatically expel all men who do not adhere to a life of chastity while in the seminary or house of formation
- Have a simple, anonymous way of reporting incidents of sexual harassment, abuse, or misconduct
- Have all reporting and investigation of sexual harassment, abuse, and misconduct be handled by an outside source not directly connected to the seminary
- Increase awareness of the consequences of engaging in sexual harassment, abuse, or misconduct, including expulsion where warranted
- Institute zero tolerance policies for those engaging in sexual harassment, abuse, or misconduct, whether they be students or faculty/staff members

Appendix: Questionnaire with Response Frequencies

Safe Seminaries Survey Questions with Response Frequencies

*Unless otherwise noted, this document summarizes the findings by presenting the percentage frequencies for each question, excepting those where respondents wrote in an answer. What is below is the content of the online survey. Altogether, there were **1,544 valid respondents** to the survey.*

- The **purpose** of this survey is to **assess possible sexual harassment, abuse, or misconduct** at Catholic seminaries and houses of formation and **what seminaries and houses of formation can do to address these issues**. **No names will be collected during this research**. Instead this project seeks to assess how extensive these issues currently are among seminarians like yourself.
- It should only take you about **5-10 minutes** to complete this survey. There are 15 questions in total.
- This survey is being **conducted by the Center for Applied Research in the Apostolate (CARA) for the McGrath Institute for Church Life at the University of Notre Dame** – not bishops or seminaries.
- **You must be 18 years of age or older to participate in this survey.**
- Your answers will remain **absolutely confidential**—nobody will be able to link your answers to you, so you can answer honestly and safely. Hundreds of survey answers will be combined into a large dataset for analysis, *not* broken down into identifying units like particular seminaries or dioceses.
- **Your completing** this survey is **crucial** for its final results to be **valid** and **useful**. That said, your participation in the survey is voluntary and you may discontinue responding at any time.
- You may skip any specific questions you prefer not to answer. **Thank you** for your participation and honest answers.

1. I am currently studying to serve as a:

68 1) Diocesan priest

28 2) Religious priest or brother

3 3) Other _____.

Frequent “other” responses = seminarian (43 rs) or deacon (6 rs)

1 Missing

2. For the following question, please note the following: By “sexual harassment, abuse or misconduct,” we do *not* mean legitimate discussions about sexuality and celibacy that are standard parts of seminary or house of formation training. Instead, we mean violations of seminary or house of formation policy and teachings, such as:
- someone *asking another to engage in sexual relations* with them or someone else
 - someone trying to or actually *touching, kissing, or fondling another*
 - someone pressuring another with *threats or rewards* into having *sexual contact*
 - someone *posing a troubling physical presence toward* another, such as uncomfortably following, watching, or spying on them or inappropriately staring at them
 - someone *persisting in asking someone to meet* (e.g. for dinner, drinks), in what seems like a precursor to sexual activity, after that person had already said “no” to previous invitations
 - someone *talking to or trying to get others to talk about sexually suggestive or indecent matters*
 - someone *encouraging another to view sexual pictures, videos, stories, or jokes*

Overall, *how much of a problem* would you say sexual harassment, abuse, or misconduct are at *your current* seminary and/or house of formation? [*split sample reverse answer categories 1-5*]

- 76 1) Not at all a problem
 11 2) A little problem
 5 3) Somewhat of a problem
 2 4) A big problem
 7 5) I am not sure how much of a problem it is
 <1 Missing

3. In general, how much *talk or rumors* are there at your seminary or house of formation about sexual promiscuity involving seminarians, faculty, administrators, formators, or others living and/or working there? [*split sample reverse answer categories 1-5*]

- 69 1) No talk
 17 2) A little talk
 7 3) Some talk
 2 4) A lot of talk
 4 5) I am not sure how much talk there is
 <1 Missing

4. In your estimation, *how seriously* do the administration and faculty of your seminary or house of formation *take the issue* of sexual harassment, abuse, and misconduct? [*split sample reverse answer categories 1-5*]

- 1 1) Not seriously at all
 3 2) A little seriously
 7 3) Somewhat seriously
 84 4) Very seriously
 5 5) I am not sure how seriously they take it
 1 Missing

5. How aware are you of the policies and procedures of your seminary or house of formation concerning sexual harassment, abuse and misconduct, including who to report such instances to? [split sample reverse answer categories 1-5]

- 3 1) Not at all aware
 - 7 2) A little aware
 - 29 3) Somewhat aware
 - 59 4) Very aware
 - 1 5) To my knowledge, my seminary or house of formation does *not* have a policy on these issues
- 1 Missing

6. For the following question, please note the following: Do *not* include here legitimate discussions about sexuality and celibacy that are standard parts of seminary or house of formation training. Do *not* include incidents that did *not* involve seminary, house of formation, or Church figures. Instead, again, by “sexual harassment or abuse” we mean events that violate seminary or house of formation policy and teachings, such as:

- someone *asked you to engage in any kind of sexual relations* with them or someone else
- someone tried to or actually *touched, kissed, or fondled you*
- someone pressured you with *threats or rewards* into having *sexual contact*
- someone posed a *troubling physical presence toward you*, such as uncomfortably followed, watched, or spied on you or inappropriately stared at you
- someone *persisted in asking you to meet* (e.g., for dinner, drinks) in what *seemed to you to be a precursor to sexual activity*, after you had already said “no” to previous invitations
- someone *talked to you or tried to get you to talk about sexually suggestive or indecent matters*
- someone *encouraged you to view sexual pictures, videos, stories, or jokes*

Have you ever *personally* experienced *any sexual harassment or abuse* or suffered any *sexual misconduct* while being formed and trained at your current seminary or house of formation? [split sample reverse answer categories 1-3]

- 6 1) Yes (96 rs)
- 4 2) Maybe, I am not sure (68 rs)
- 88 3) No [SKIP TO Q 12] (1,365 rs)
- 1 Missing (15 rs)

7. [If Q6 = 1 or 2] Which of these types of sexual harassment, abuse or misconduct have you experienced at your current seminary or house of formation? **Check all boxes that apply.**
- 2 Someone *asked you to engage in any kind of sexual relations* with them or someone else
 - 4 Someone tried to or actually *touched, kissed, or fondled you*
 - 1 Someone pressured you with *threats or rewards* into having *sexual contact*
 - 5 Someone posed a *troubling physical presence toward you*, such as uncomfortably followed, watched, or spied on you, or inappropriately stared at you
 - 3 Someone *persisted in asking you to meet* (e.g., for dinner, drinks), in what *seemed to you to be a precursor to sexual activity*, after you had already said “no” to previous invitations
 - 4 Someone *talked to you or tried to get you to talk about sexually suggestive or indecent matters*
 - 2 Someone *encouraged you to view sexual pictures, videos, stories, or jokes*
- 90 *Missing*
Note: 59 rs checked only one of the above, 55 rs checked two, 18 rs checked 3, 8 rs checked four, 8 rs checked five, 1 r checked six, and 1 r checked all seven
8. [If Q6 = 1 or 2] *How many times* during your training in seminary or at your house of formation did such sexual harassment, abuse or misconduct happen?
- <1 1) Never
 - 3 2) Once
 - 3 3) Twice
 - 3 4) 3-5 times
 - 1 5) 6-9 times
 - 1 6) 10 or more times
- 90 *Missing*
9. [If 6 = 1 or 2] Thinking back, what kind of *positions* did the *perpetrators* of that sexual harassment, abuse, or misconduct *occupy*? **Check all boxes that apply.**
- 8 1) A fellow seminary student or religious in formation
 - 1 2) A seminary authority or authorities (faculty, administration, formators, staff, etc.)
 - <1 3) A Church authority or authorities *not* directly connected to you seminary, such as someone from your diocese or religious institute
- 90 *Missing*
Note: 130 rs checked only one of the above, 20 rs checked two, 3 rs checked all three
10. [If 6 = 1 or 2] Did you *report* your experience or experiences of sexual harassment, abuse, or misconduct *to the appropriate authorities* at your seminary or elsewhere? [*split sample reverse answer categories 1-3*]
- 3 1) Yes
 - 2 2) I reported some but not all of my experiences
 - 5 3) No
- 90 *Missing*

11. [If 6 = 1 or 2] Do you believe the sexual harassment, abuse, or misconduct *that you reported* was *taken seriously and properly acted upon* by the responsible authorities? [split sample reverse answer categories 1-5]
- 2 1) Yes, completely
 - 2 2) Yes, for the most part
 - 1 3) Somewhat, but not adequately
 - 1 4) No, it was not taken seriously or properly acted upon
 - 3 5) I don't know, I'm not sure
- 91 Missing

You are almost finished. We have a few questions asking about the context of your seminary experience:

12. Are you *currently enrolled* in:
- 26 1) College seminary/philosophy studies
 - 18 2) Pre-theology
 - 53 3) Theology
 - 4 Missing
13. Do you currently live:
- 70 1) In a residence hall at the seminary
 - 23 2) With community members of your religious institute
 - 2 3) Off-site
 - 3 4) Other
- Frequent "other" responses = At a parish for pastoral year (15 rs), in transition period (3 rs), at home for the summer (2 rs)*
- 2 Missing
14. In what *region* of the country is your seminary or house of formation located?:
- 15 1) Northeast (the states of CT, MA, ME, MS, NH, NJ, NY, PA, RI, or VT)
 - 46 2) Midwest (IA, IL, IN, KS, MI, MN, ND, NE, OH, SD, or WI)
 - 24 3) South (AL, AR, DC, DE, FL, GA, KY, LA, MD, MS, NC, OK, SC, TN, TX, VA, or WV)
 - 11 4) West (AK, AZ, CA, CO, HI, ID, MT, NM, NV, OR, UT, WA, or WY)
 - <1 5) Puerto Rico or another U.S. territory
 - 1 6) It is located outside of the United States
 - 1 7) I do not wish to respond to this question
 - 2 Missing

15. [OPEN ENDED ANSWERS] The last question. Please answer in as much depth as you wish. In your view, what are the *most important steps, policies, or reforms* that Catholic seminaries and houses of formation should take or implement to make seminary training safe and free from sexual harassment, abuse, and misconduct?
1,176 responses (76%); 368 missing (24%)

Thank you for taking the survey!

Your response has been recorded.

If, completely separate from this survey, you wish to report an instance of sexual harassment, abuse, or misconduct, please call your local victim assistance coordinator, listed at:
<http://www.usccb.org/issues-and-action/child-and-youth-protection/victim-assistance-coordinators.cfm>